



Housing: in die-cast aluminium.

Cover: in die-cast aluminium, tool-free hinge opening. With sealing latches and stainless steel safety device against accidental closure.

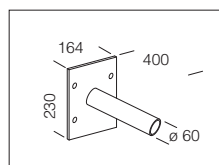
Diffuser: tempered glass, 5 mm thick, resistant to thermal shock and impacts (UNI EN 12150-1:2001 tests).

Optics: in PMMA, highly resistant to temperature and UV radiation.

Coating : the standard powder coating consists of a first metal surface pre-treatment stage and of single layer of UV-stabilised, corrosion and salt resistant polyester powder coating.

Equipment: automatic temperature control device. In the event of an unexpected temperature rise caused by particular weather conditions or LED malfunctioning, the system will reduce the drive current as the LED gets warmer, reducing the lamp's operating temperature and guaranteeing proper operation. Electronic safety device to protect the LED module and the related ballast compliant with EN 61547. With dedicated electronic device to protect the LED module. Swivelling socket with protractor on the housing; it can be adjusted by loosening the bolts without taking the entire device apart. Supplied with quick IP67 connector.

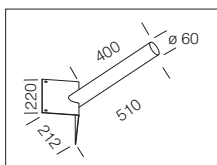
Accessories Mini Brera1 and Brera1



acc. 248 wall bracket

1.30	997708-00
------	-----------

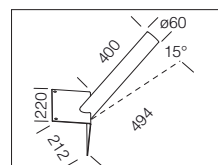
In grey steel. For wall mounting. Connection Ø 60.



acc. 249 corner bracket

1.90	997803-00
------	-----------

In grey steel. For wall corner mounting. Connection Ø 60.

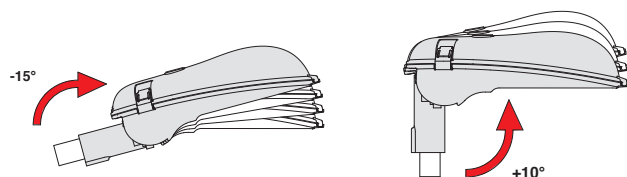


acc. 49 corner bracket

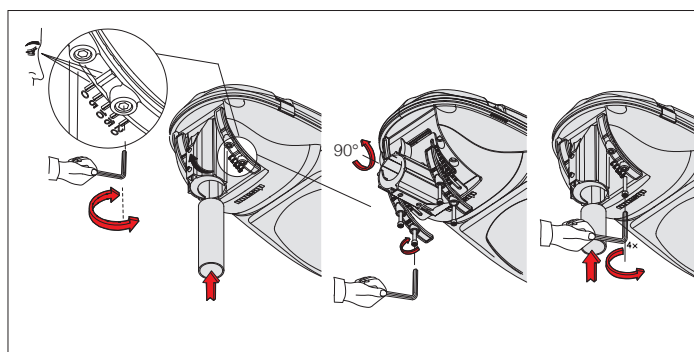
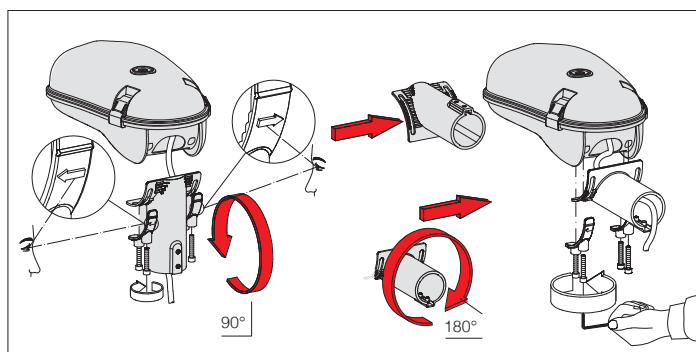
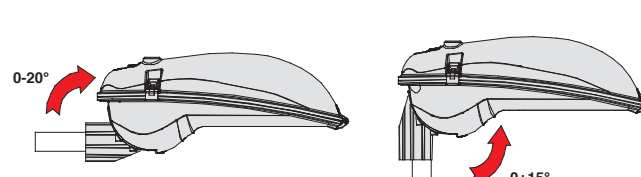
1.90	997802-00
------	-----------

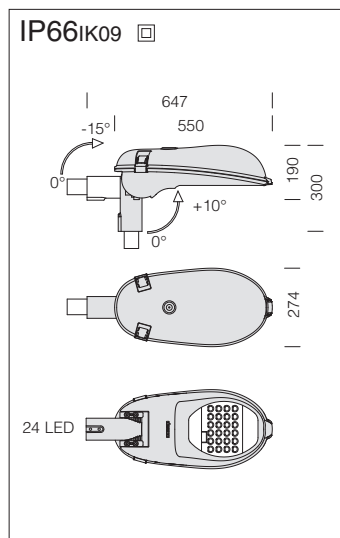
In grey steel. For wall corner mounting. Connection Ø 60. Angle 15°.

art. 1680 - Mini Brera1

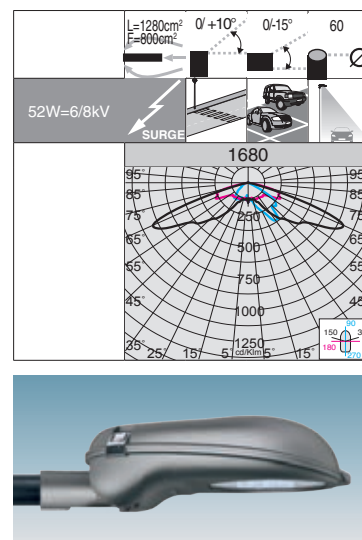


art. 1681 - Brera1



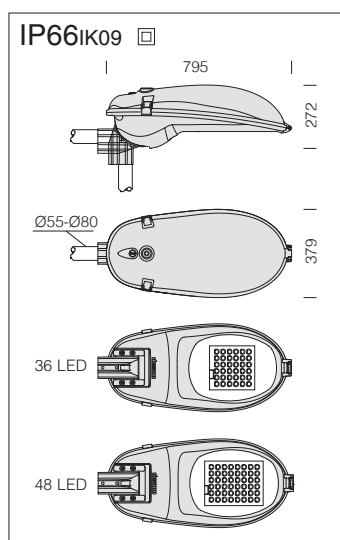


LED: Power factor ≥ 0.9 .
Luminous flux maintenance 80%:
>100.000h (L80B10).

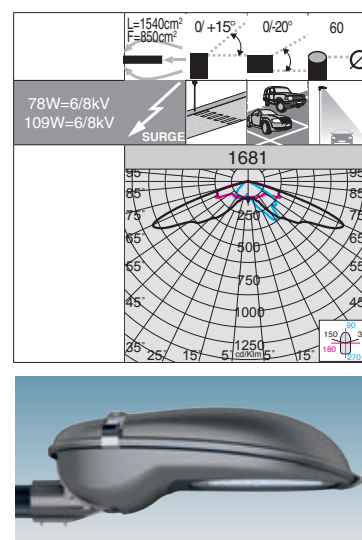


1680 - Mini Brera 1					
			CLD CELL		LUMEN OUTPUT (tq= 25 °C)
wattage (700mA)	colour	weight	code	W tot	K - ølm 700mA - CRI
LED	graphite	5.40	325350-00	52	4000K - 5435lm - CRI>70

On request: possibility to control each individual light point (see table on p. XIX).



LED: Power factor ≥ 0.9 .
Luminous flux maintenance 80%:
>100.000h (L80B10).



1681 - Brera 1					
			CLD CELL		LUMEN OUTPUT (tq= 25 °C)
wattage (700mA)	colour	weight	code	W tot	K - ølm 700mA - CRI
LED	graphite	12.70	325370-00	78	4000K - 8144lm - CRI>70
LED	graphite	13.00	325371-00	109	4000K - 10860lm - CRI>70

On request: possibility to control each individual light point (see table on p. XIX).

